



CARBON  
FIBER

## INSTALLATION & CARE HANDBOOK

ATTENTION DEALERS: Please provide this document to HRE CRBN customers at time of delivery and/or mounting.

**IMPORTANT**  
**HRE CRBN WHEEL INSTALLATION AND LONG TERM CARE**

Congratulations and Welcome to HRE CRBN Wheels!

Your wheels were manufactured from the finest materials and to the highest quality standards in the industry. Please make sure you and your dealer follow the installation and care instructions carefully. This will ensure that your wheels are properly installed and will keep them looking like new for years to come.



## INSTALLATION & INSPECTION

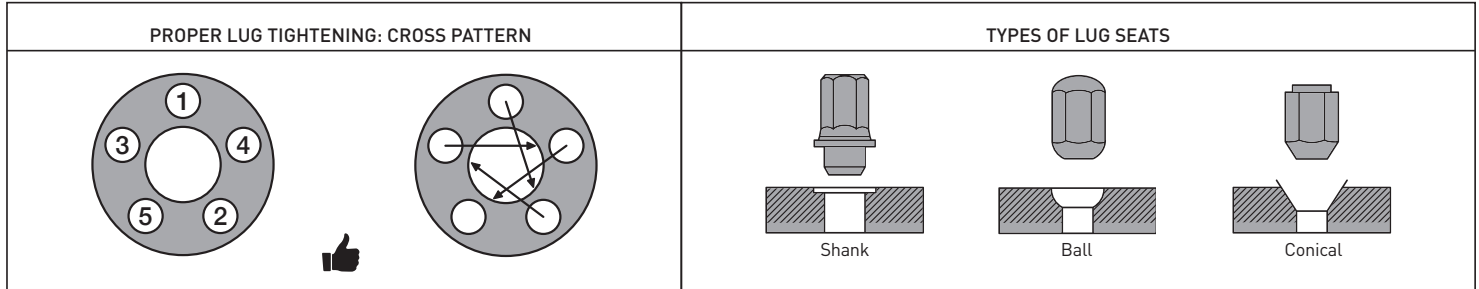
- 1) Inspect the wheels immediately upon receipt and before mounting tires. Verify that the wheels have the correct finish color, bolt pattern, center bore diameter, ample brake caliper clearance, lug bolt protrusion clearance, and the proper backspace or offset for your vehicle. HRE recommends fit-checking the wheels on the vehicle before mounting tires.
- 2) Use only tires consistent with the vehicle manufacturer's recommended sizes, load and speed ratings for the wheels you have chosen. Using tires that do not conform to the vehicle or tire manufacturer's recommendations may result in serious safety issues related to undersized or oversized fitments. HRE IS NOT RESPONSIBLE for vehicle damage related to incorrect tire sizes such as transmission, AWD systems, body panels/trim, or other affected areas.
- 3) Before mounting tires, the tire bead seat area should be generously lubricated.
- 4) Mount the tires using CONTACT FREE tire mounting machines or take other appropriate care to ensure wheels are not damaged during tire mounting.
- 5) Use STICK-ON WEIGHTS ONLY.
- 6) Please ensure the lug seats match the style of lug nut or lug bolt seat (conical, ball, lug, etc.).
- 7) Ensure the wheels are sitting flat and flush on the vehicle hubs with no interferences before final torque. Torque the lugs to the vehicle manufacturer's recommended specifications. Rotate the wheels to check again for any fitment interferences.



## INSTALLATION & INSPECTION *(CONTINUED)*

8) Once the wheels are installed and the vehicle is on the ground, **BEFORE** driving, double check for any potential fitment interferences. After the wheels and tires have been placed on the car, take a short test drive. Re-check the torque values of each lug nut/bolt and make sure that they are torqued to the manufacturer's recommended specifications.

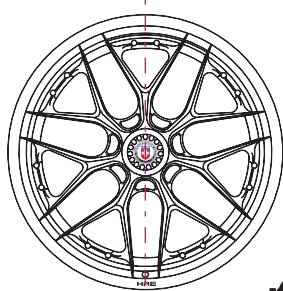
9) If you intend to use one of your original equipment wheels as a spare, make sure that you keep a set of the correct lug nuts/bolts and a properly sized lug wrench in the car at all times. In most cases, HRE wheels utilize the original equipment lug nuts/bolts, however, this may not be possible in all cases.



## INSTALLATION & INSPECTION *(CENTER CAP)*

For most wheels, place the center cap so the HRE shield is in-line with either the 12 or 6 o'clock lug hole AND points at the valve stem hole.

HX100 (Center Lock)

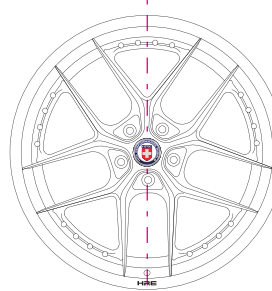


Reference A



HX100 (Center Lock) wheels center cap & valve stem hole on the 12 o'clock / 6 o'clock axis, centered between the lugs *(Reference A)*

HX101/104/107 (5 Lug)



Reference B



HX101/104/107 (5-lug) wheels will have center cap & valve stem in-line with the 12 o'clock lug hole centered on the vertical axis *(Reference B)*



## LONG-TERM CARE

- 1) CRBN Wheels - Under no circumstances should you or anyone else loosen or remove any of the wheel assembly bolts. Removing assembly bolts will automatically void the warranty on the wheels.
- 2) To keep your wheels looking like new, regular cleaning is highly recommended, and in adverse weather climates where salt or chemicals are used on the roads, it is mandatory in order to maintain the finish warranty on your wheels. Please follow these guidelines:
  - a) Never use any chemical-based cleaners or harsh cleaning solutions.
  - b) Use only mild soap and water with a soft, non-abrasive cloth rag or sponge to clean the wheels of dirt and debris.
  - c) Spray-on, hose off type cleaners are likely to damage the finish and use of them will void the warranty.
  - d) Do not clean the wheels when they are still warm from operation of the vehicle – allow them to cool before attempting to even hose off. Cleaning them in shade is highly recommended.
  - e) You can apply a soft paste, spray on wax or ceramic coating to your wheels to ease maintenance and improve wheel appearance; this is not advised for unprotected polished surfaces.



## LONG-TERM CARE *(CONTINUED)*

### 3) Wheel Storage

- a) Always clean wheels before storing.
- b) The best place to store your HRE Wheels is in the original packaging. If you do not have the original packaging, leave wheels on the tires and place in plastic garbage bags removing as much air from the bag as possible. Seal with tape. Do not store your exposed wheels or tires on bare concrete.
- c) If left on the tires, stack them on their side up to 4 wheels high. It is helpful to place a clean sheet of cardboard between each wheel and tire bag to stabilize and prevent accidental metal-to-metal damage.

### 4) Minor Wheel Damage

- a) While cleaning or installing new tires, these are the perfect times to inspect your wheels for any unnoticed damage. HRE highly recommends periodic inspection of your wheels to ensure any issues are addressed immediately.
- b) If minor damage occurs on your wheel, you can always contact an HRE Wheels Representative to discuss your repair options by calling 760-598-1960 or emailing [info@hrewheels.com](mailto:info@hrewheels.com)
- c) You can also contact a local wheel repair specialist to repair minor damage while maintaining your HRE Wheels warranty. Repairs involving light sanding and color correction will retain your HRE Wheels original warranty.
- d) Repairs done by anyone other than HRE that involve any of these processes will VOID your warranty and may undermine the structural integrity of the wheels, causing a safety hazard that may result in injury or death:
  - 1) Refinishing
  - 2) Heating
  - 3) Bending
  - 4) Cutting
  - 5) Welding



## LIMITED LIFETIME WARRANTY FOR HRE PERFORMANCE WHEELS

This Warranty is given only to the original consumer/purchaser of HRE Performance Wheels (HRE) products. This warranty is not transferable. PROOF OF PURCHASE is required for all warranty work – be sure to keep your original invoice.

THIS WARRANTY IS IN LIEU OF ALL OTHER EXPRESSED WARRANTIES. ANY IMPLIED WARRANTY, INCLUDING THE WARRANT OF MERCHANT LIABILITY AND THE WARRANT OF FITNESS OF A PARTICULAR PURPOSE, IS LIMITED TO THE DURATION OF THIS WARRANTY. Some states do not allow limitations on how long an implied warranty lasts, so the above limitations may not apply to you. HRE makes no other warranty beyond that contained in this writing. Except for those warranties that are implied by law that cannot be legally disclaimed, any other warranty is hereby expressly disclaimed. No other representation, by any officer, employee or agent of HRE will be binding upon the company.

HRE products are warranted to be free of defects in materials or workmanship for as long as the original purchaser/consumer (deemed to be the date the wheels are received by the purchaser/consumer) owns the wheel. The wheel finish is warranted to the original purchaser/consumer for a period of two (2) years from the date of purchase to be able to withstand non-hazardous weather and climatic conditions, non-hazardous paved road conditions and typical operating temperatures for normal road driving.

As a condition of this limited warranty, HRE products must be properly installed on the vehicle for which the wheels were intended and manufactured for as specified and agreed to on the Order Confirmation authorized by the consumer/purchaser, or in the care and mounting instructions provided at the time of delivery, and where applicable, by using the specified lug nuts/bolts or other hardware which may be supplied by HRE for such installation. In addition, the tires that are mounted on the wheels must be proper for the vehicle and the wheels provided.





## EXCLUSIONS FROM WARRANTY

This warranty does not cover damage to, or any failure of an HRE product caused by unreasonable use of the wheels, road hazard or externally caused damage from the following conditions:

- 1) Off road racing, or unpaved road driving conditions or road hazards; for example, pot holes, gravel, road debris, scrap metal, tire remnants, trash and other road clutter.
- 2) The failure to properly use the tires which are mounted on the HRE wheels; for example, improper inflation of tires, loading the vehicle beyond its capacity, misalignment of tires and wheels, imbalance of tires and wheels and/or the use of incorrect tires and wheels.
- 3) Any kind of impact or abuse resulting from bends/bending of rim parts, collision/impacts, pot holes, flat tires, curbing, racing, accident, fire, vandalism or rubbing due to projection from the wheel well.
- 4) Infrequent or improper cleaning of HRE products will void the finish warranty. Only a mild soap applied with a hose or soft cloth should be used to clean HRE products. Cleaning HRE products with a hard or coarse brush or fabric, chemical based cleaners or acid sprays may cause damage to the finish that will void the warranty. Note: Many car washes use acid spray to clean road wheels.
- 5) Exposure to road salt or other hazardous chemicals used on roadways during inclement weather.
- 6) The application to HRE wheels of any type of clip-on weights or other accessories. USE TAPE-ON WEIGHTS ONLY.
- 7) Any damage or failure which occurs as a result of your continued use of HRE products after your discovery of a problem.
- 8) Wheels damaged in transit or by misuse, accident or negligence, or that have been repaired or altered by anyone other than HRE Wheels.



## PROCEDURES TO FOLLOW WHEN MAKING A CLAIM

- 1) Contact an HRE Customer Service Representative at 760-598-1960 or toll free in the USA 1-844-HRE-WHEELS (1-844-473-9433) to make the company aware of your claim. At this time, an official Returned Goods Authorization Number (RGA#) will be issued that must be clearly marked on all shipping materials and supporting paperwork.
- 2) Note your RGA# on the shipping label, and ship wheels to: HRE Performance Wheels, 2611 Commerce Way, Suite D, Vista, CA 92081
- 3) Include the following items:
  - a) A copy of the original invoice for the warranted wheels/products
  - b) A written statement or email explaining the problem you have encountered, the circumstances which the problem occurred, and the year, make and model of the vehicle on which the wheels were initially installed. In addition, indicate the year, make and model of the vehicle including tire size on which the product was installed at the time of the warranty event occurrence, if different from above.
- 4) Upon receipt of the wheels, HRE will inspect them per the warranty claim and contact the customer to determine the appropriate course of action. Please allow 1-2 business days for inspection and a response after wheels are received.
- 5) If it is determined that upon inspection of the returned wheel(s), it qualifies under the terms of this warranty, HRE, will at its own expense, either repair or replace the warranted wheel(s) at its sole discretion.
- 6) HRE ASSUMES NO RESPONSIBILITY FOR REMOVING OR RE-INSTALLING THE WHEELS ON THE VEHICLE, LOSS OF VEHICLE USE, LOSS OF TIME, CONVENIENCE OR OTHER CONSEQUENTIAL EXPENSE. Some states do not allow the exclusion or limitation of incidental or consequential damages, so the above limitations or exclusions may not apply to you.



## DISCONTINUED WHEELS & FINISHES

- 1) Discontinued Forged or FlowForm styles may not be available for crash repairs or replacement.
- 2) Changes to existing models occur often during the lifespan of our products and HRE reserves the right to replace existing wheels with current products that may be different than originally purchased.
- 3) Discontinued or custom finishes may not be available for repair or refinish.

## CONTACTS

If you ever need anything (wheel related, that is), feel free to call us anytime, as long as it's Monday-Friday 8am to 6pm (PST)

### HRE USA

PHONE: +1 760 598 1960

FAX: +1 760 598 5885

EMAIL: [info@hrewheels.com](mailto:info@hrewheels.com)

2611 Commerce Way, Suite D

Vista, Ca. 92081

USA

### HRE JAPAN

PHONE: +81 080 4968 0308

FAX: +81 052 308 3748

EEMAIL: [japan@hrewheels.com](mailto:japan@hrewheels.com)

[hrewheels.com](http://hrewheels.com)

[f/HREPerformanceWheels](https://www.facebook.com/HREPerformanceWheels)

[@/hre\\_wheels](https://www.instagram.com/hre_wheels)

[t/hre\\_wheels](https://www.twitter.com/hre_wheels)





2611 Commerce Way, Suite D, Vista, CA 92081  
Toll Free USA: 1-844 HRE Wheels (1-844-473-9433)  
Main: 760.598.1960 Fax: 760.598.5885